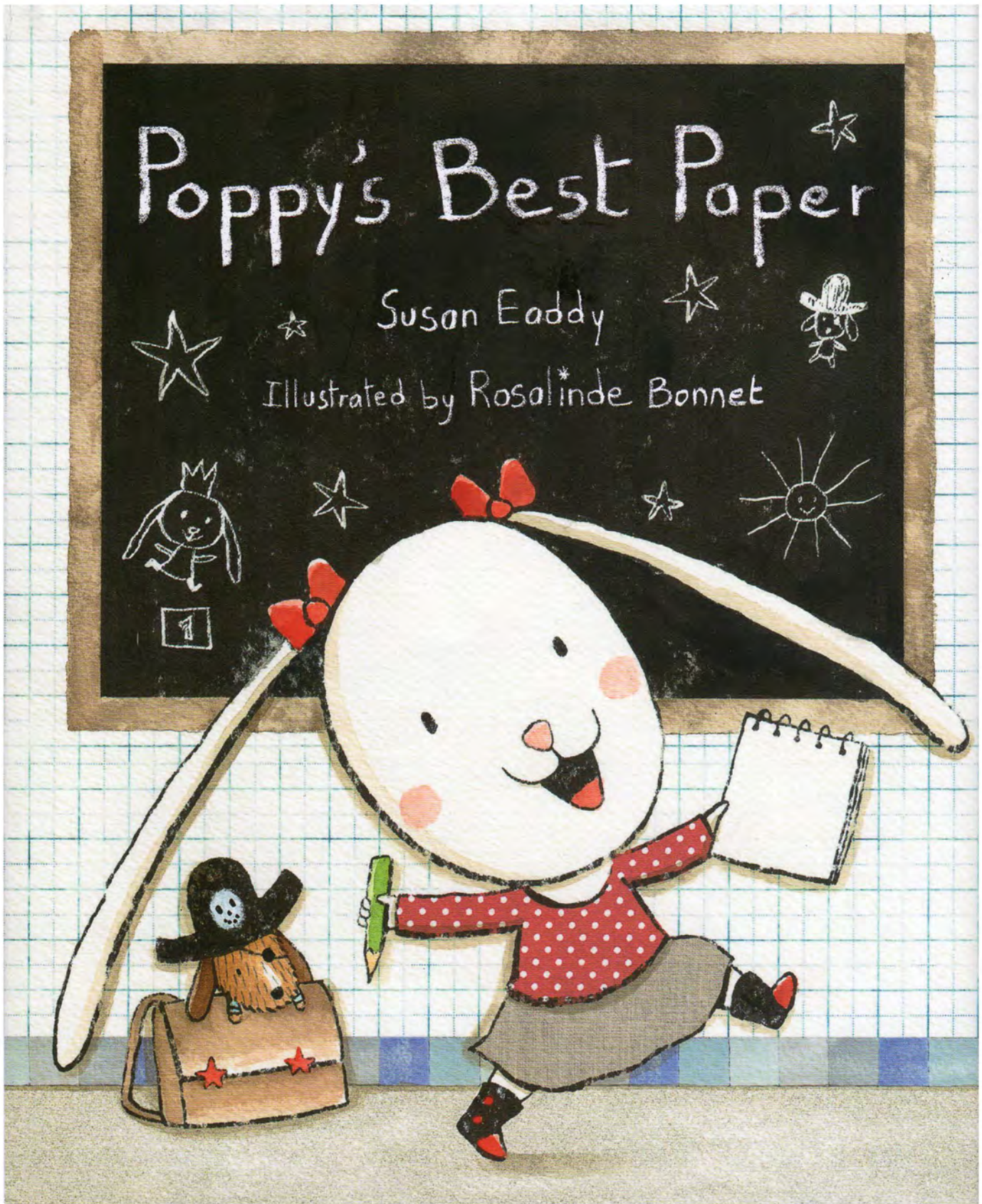


Teacher's Guide



Story Basics

Most stories have a beginning, middle, and end.

Characters

Most stories have a problem or conflict that the main character has to overcome or solve.

What is Poppy's problem?

How does she solve it?



Idea



What is the main idea in Poppy's Best Paper?

Plot

Plot is the cause-and-effect relationship between events in a story.

According to E.M. Forster, "The king died, and then the queen died, is a story, while The king died, and then the queen died of grief, is a plot."

How would you describe the plot of Poppy's Best Paper?



Setting



What are the main settings in Poppy's Best Paper?

Writing Process Activity

The author revised *Poppy's Best Paper* over fifty times to get to the final book.

The author's writing process looks something like:



1. Think of ideas/brainstorm

2. Write first draft

3. Revise- changing big things first, then littler things



4. Let the story sit and revise again

5. Get help from writing friends

6. Repeat steps #3-5 as many times as needed



7. Get final revision feedback from editor (or teacher!)

8. Revise again



Follow this process to write your own story!

Writing Basics

Writers are encouraged to “show, don’t tell” in their stories.
What does this mean?


“Oh boy!” shouted Poppy. “I’m going to be a verrryyy famous writer when I grow up.”

What can you tell about Poppy’s personality by these sentences?

“I’m going to win prizes and talk at schools.”



“I might write fifty books or a hundred . . .”



What does this text really mean?

Poppy smoothed her fur. She licked her paw and polished her ear. She smiled modestly.

Why didn't the author just say, "Poppy thought she would win."?

What emotion is the author showing here?



She read what she had written.



She threw her notebook across the room.

Imagine that your character is frustrated, or mad, or excited. How can you say that without using those words?

Character



Did you correct
our papers?

Who are the main characters in Poppy's Best Paper? What do their names have in common?


People are often defined by the choices they make.

Poppy and Lavender are both given the same assignment, but they choose very different ways to do it. Compare and contrast their working styles.



Hello!

What can you tell about Lavender's and Poppy's character by this illustration?



How would Lavender describe Poppy's character? What if she made a birthday card that said 10 things I like about Poppy. How would that describe Poppy's character?

How would Poppy describe Lavender?



you're not allowed
to bring toys
to school!

There is a sidekick character in the book. Who is it? Does Poppy's little brother have a sidekick too?



If you could have a sidekick, who would it be?

Author and Illustrator Roles

Who is the Author? Who is the illustrator?
How does the illustrator tell the story without the author's words?


This text doesn't mention Poppy or Lavender.
But what can you tell about them by the pictures?



Who tells the story of Poppy's little brother?
What do we know about him through the pictures?



She phoned Lavender. "I have just written the best paper!
I know Mrs. Rose will pick it!"
"Already?" said Lavender.
Poppy read it aloud.



Whose point of view tells this
story? Can you retell this
scene from Lavender's point
of view?

"Class, you have some wonderful wishes. This one is quite inspiring."
Poppy smoothed her fur. She licked her paw and polished her ear.

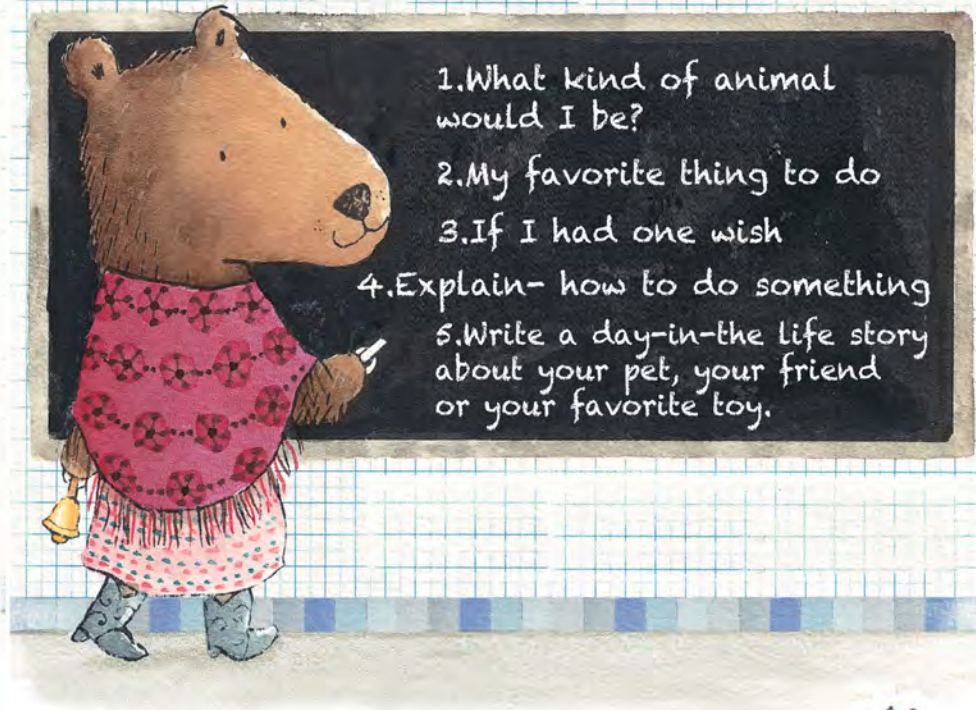


How do illustrations set the mood
for the story? Compare and contrast
the mood in this scene and the
following scene.



illustrations
© Rosalinde Bonnet
www.susaneaddy.com

Mrs. Rose's Story Starters



OPINION PIECES

Choose a topic from the first three story starters. Write an opinion piece with reasons to back up your ideas. In groups, students compare and contrast their opinions.



PROCEDURAL

Create a procedural paper with steps that can be followed in the classroom. Explain the steps in detail. Break into groups and following directions EXACTLY, complete the steps. Use a phone or video camera to film the process. As a group, evaluate what works, and what leads to unintentional results.

NARRATIVE PIECE

Use topic # 5 to write a narrative recounting a sequence of events, with details to describe actions, thoughts and feelings.



Flap Copy

Poppy wants to be a verry famous writer.

When her teacher asks everyone to write a paper, Poppy is sure that hers will be the best. She starts writing—but soon gets distracted. There are so many other interesting things to do.

Then Mrs. Rose reads Lavender's paper to the class—Lavender, Poppy's best friend! It's not fair! Poppy worked so hard . . . didn't she?



Write your own flap copy!

- * **Short- 4 to 6 sentences**
- * **Active- use strong verbs**
- * **Include settings and or characters**
- * **Describe plot but don't give away the ending**
